




We lead in our experience delivering technical and practical advice since 1992 to supply project scale solutions with a focus on food processing, commercial and industrial applications.

More information can be found at auspress.com.au

© 2026 AusPress Systems Pty Ltd
We've done our best but this document may have errors contained or implied. When a correction is made, we update our website and recommend you check www.auspress.com.au for the current version.

AusPress® Drainage Stainless Pipe & Fittings

Install stainless pipe and fittings quickly without flame for hygienic & high temperature applications.



AusPress® Drainage Floor Gully Range

High performance stainless steel floor drains specifically designed for hygiene & high flows.



AusPress® Drainage Hygienic Channel Range

Stainless channel linear drainage for high flow applications where hygiene and performance matters.



AusPress® Drainage Channel Range

Stainless channel linear drainage for high flow applications where hygiene and performance matters.



AusPress® Drainage Technical Information

Reference installation and performance information for AusPress drainage products.



We've been working with plumbers, installers and consultants since 1992 to deliver the highest quality products for their individual projects.

From these projects, we've gained an extensive experience in large, complex and specialised installations with our team around the country able to support our customers.

Customer Service

We offer a high level of customer service before, during and after supply.
Sales representatives covering each state.
On-site assistance and tool training.
Dedicated Customer Service Centre.

Technical Support

We lead in data and practical experience with extensive resources of information and testing, support from metallurgists & water analysis testing for specialised applications.

Quality Products

We stock in Australia the original design of system products, proven by over 45 years of installed performance across the world.

Design & Manufacturing Services

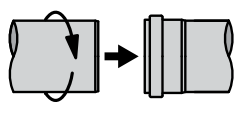
In-house design & trade experienced team.
Project specific designs to your requirements, large or small.
We manufacture our channels & custom products in Australia.




Installed quickly & easily, AusPress Stainless Drainage has the advantage when hygiene, high temperatures and performance are critical.



Partnering with ACO



Push to Join



High Temp Suitable



Hygienic Design

Faster to Install

- Fast and reliable push-fit design.
- No welding, glueing, priming or electro-fusing required.
- Lightweight to carry and position on-site. Less dead weight to support.
- Pipe stays straight and doesn't distort from direct sun or heat.
- A wide range of fittings off-the-shelf, available in diameters **50 to 315mm**.

Experience Counts

- We were the first to supply stainless drainage in Australia and New Zealand.
- We work with consultants and installers on specialised complex projects regularly.
- In-house design staff with local fabrication available for project requirements.

Quality to Install

- Approved to WaterMark, Australian and international standards.
- Superior temperature tolerance.
- Designed specifically for hygiene, WaterMark and HACCP approved.

Reliable Design

- Used by leading Australian food processors in demanding environments since 2002.
- With the strength and chemical resistance qualities of stainless steel.
- Pre-fitted double lip ring seal for trouble-free sealing.

Environmental Choice

- Long service life.
- Closed loop material (completely recycled to make more stainless).

© AusPress Systems Pty Ltd. No part of this document may be copied, altered or extracted without our written consent. No responsibility is taken for any errors or omissions, contained or implied by this document. Information may be updated or corrected at anytime without notice.

Installation Guide

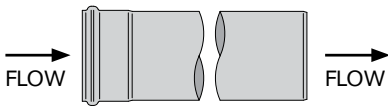
Start to install stainless quicker... AusPress Stainless Drainage is a socket & spigot design that joins together by pushing the fittings together easily & quickly.

Refer to the technical section for installation recommendations & more information.

Start here

Follow the flow rule...

AusPress Stainless Drainage is directional; the water flow must travel socket to spigot.



1

Cutters are available for hire or purchase.

This guide is only for standard applications.

For specific or specialised applications please contact us first - www.auspress.com.au

Ordering & Design

Stainless drainage pipe is available in different lengths (from 150mm to 6m) so choose the length closest to what is needed to reduce offcut waste.

Cut Pipe to Length

Cutting stainless drainage to length is easy with an appropriate cutter that:

- Is fitted with 'inox' blades designed to cold cut stainless,
- Clamps the pipe in position,
- Cuts the pipe square (with or without a guide) and,
- Forms a bevel to the spigot end of the pipe.

Approved cutting tools are listed below for reference - if in doubt, please contact us for advice.

Pipes are supplied with a socket and a spigot end; cut off from the spigot end keeping the socket. Using offcut spigot-spigot pipe pieces is not recommended.


Note fittings are not to be cut.

		Diameter:						
		50	75	110	160	200	250	315
Blucher Tools	006.050.110	✓	✓	✓				
	800.050.160	✓	✓	✓	✓			
	006.125.200			✓	✓	✓		
	006.200.315					✓	✓	✓
Aco Tools	419363	✓	✓	✓				
	400738			✓	✓			
	417225				✓	✓	✓	

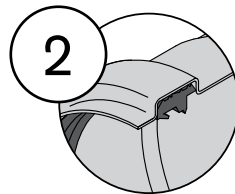
Note: Using a guide or holder is recommended for diameters 160mm & larger.

Check for suitability...

Confirm the stainless steel and the ring seal (eg EPDM) are suitable for the application and situation. Some chemicals and environments can be unsuitable, please ask us if unsure.



2



Dual Lip Ring Seal

ACO's dual lip ring seal provides superior sealing technology where hygiene and joint security are of the utmost importance.

Inspect the Ring Seal

In the socket, check that the rubber ring seal is:

- The correct material specified (by colour) and,
- With the mitred edges facing outwards and,
- Not damaged and is free of debris.

Ring Seal Colours

EPDM ring seals are supplied as standard unless ordered otherwise.

Colour	Material	Temperature*	
		Min	Max
Black	EPDM	-50°C	100°C
Green	FPM	-20°C	200°C

* Maximum continuous temperatures.

For ring seal suitability with chemicals and other applications, please contact us for assessment.

3

Lubricate the Ring Seal

Apply a small amount of joining lubricant to the ring seal inside the socket. We stock a silicon based lubricant.

Do not use oil or grease as a lubricant, this may damage the ring seal material.

4

Push, Twist & Pull

Using a slight twisting movement, push the spigot fully into the socket.

Then, retract 5-10mm to allow for expansion & contraction to occur within each socket. Marking the full insertion depth is a good method to see the distance retracted.



■ Pipe Lengths Socket - Spigot

Material: 316 stainless steel, mill finish.
Ring Seal: EPDM x1 fitted.

Supplied in stainless steel, items identified with a green label are grade 316L.

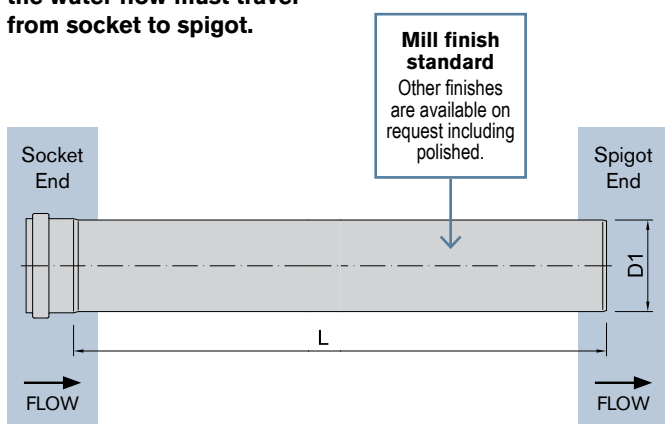
Each length of stainless drainage pipe is supplied with a socket (fitted with a rubber ring seal) and spigot end.

Ordered in various lengths to reduce offcut wastage then cut to length on site using an appropriate cutter.

The system is directional; the water flow must travel from socket to spigot.

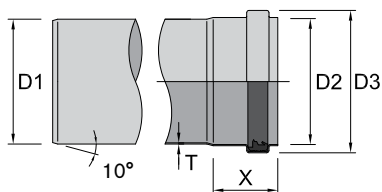
An EPDM ring seal is pre-fitted in the socket end and can be change to another type of rubber type depending on chemicals or temperature requirements.

Our extensive technical experience is available to help with your individual project requirements or further information.



Refer to the technical section for installation guides & other reference information.

■ Socket & Spigot Details



D1	X	Insertion Depth		D2	D3	T	ID
		i					
50	42	32 - 37		51	62	1.0	48
75	50	40 - 45		76	88	1.0	73
110	57	47 - 52		111	126	1.0	108
160	70	60 - 65		161	178	1.25	157.5
200	80	70 - 75		201	219	1.5	197
250	90	80 - 85		251	269	1.5	247
315	100	90 - 95		316	334	2.0	311

Retract 5-10mm after pushing together for expansion & contraction.

Product No	L	D1	Weight (kg)	
			Dry	Wet †
AP.P.0150.050	150	50	0.2	0.5
AP.P.0250.050	250	50	0.4	0.8
AP.P.0500.050	500	50	0.7	1.5
AP.P.1000.050	1000	50	1.3	3.1
AP.P.2000.050	2000	50	2.6	6.0
AP.P.3000.050	3000	50	3.8	9.0
AP.P.5000.050	5000	50	6.5	15.5
AP.P.0150.075	150	75	0.4	0.9
AP.P.0250.075	250	75	0.6	1.5
AP.P.0500.075	500	75	1.0	3.0
AP.P.1000.075	1000	75	2.0	6.0
AP.P.2000.075	2000	75	3.6	12.1
AP.P.3000.075	3000	75	5.7	18.0
AP.P.5000.075	5000	75	10.0	30.9
AP.P.0150.110	150	110	0.6	1.8
AP.P.0250.110	250	110	0.9	3.0
AP.P.0500.110	500	110	1.5	6.0
AP.P.1000.110	1000	110	2.9	11.9
AP.P.2000.110	2000	110	5.7	23.7
AP.P.3000.110	3000	110	8.4	35.6
AP.P.5000.110	5000	110	14.5	60.3
AP.P.0250.160	250	160	1.6	6.6
AP.P.0500.160	500	160	2.9	12.7
AP.P.1000.160	1000	160	5.4	25.0
AP.P.2000.160	2000	160	10.4	49.5
AP.P.3000.160	3000	160	15.4	74.0
AP.P.5000.160	5000	160	27.0	124.4
AP.P.0500.200	500	200	4.5	19.8
AP.P.1000.200	1000	200	8.3	38.8
AP.P.2000.200	2000	200	15.8	76.7
AP.P.3000.200	3000	200	23.2	114.5
AP.P.0500.250	500	250	5.5	29.8
AP.P.1000.250	1000	250	10.2	58.4
AP.P.2000.250	2000	250	19.4	115.5
AP.P.3000.250	3000	250	28.7	172.7
AP.P.0500.315	500	315	9.8	47.9
AP.P.1000.315	1000	315	17.7	93.7
AP.P.2000.315	2000	315	33.5	175.1
AP.P.3000.315	3000	315	49.3	276.7

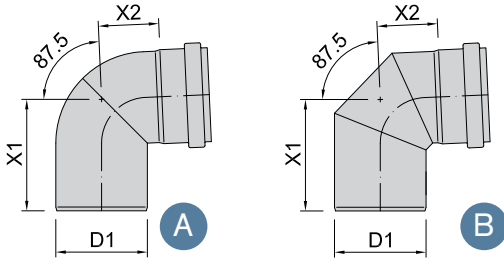
†Wet weights calculated using full volume filled with water.

■ Lubricant



Product No	Description
AP.Lube.250	Lubricant jointing paste 250mL
AP.Lube.500	Lubricant jointing paste 500mL
AP.Lube.1000	Lubricant jointing paste 1000mL

■ **Bend 87.5° Socket - Spigot**

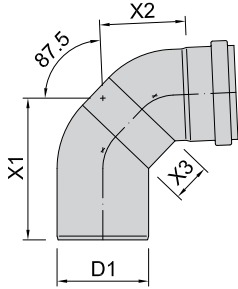


Material: 316 stainless steel, mill finish.

Ring Seal: EPDM x1 fitted.

Product No	D1	Image	X1	X2
AP.B.87.050	50	A	86	40
AP.B.87.075	75	A	107	53
AP.B.87.110	110	A	134	67
AP.B.87.160	160	A	181	105
AP.B.87.200	200	B	215	129
AP.B.87.250	250	B	297	198
AP.B.87.315	315	B	393	286

■ **Swept Bend 87.5° Socket - Spigot**

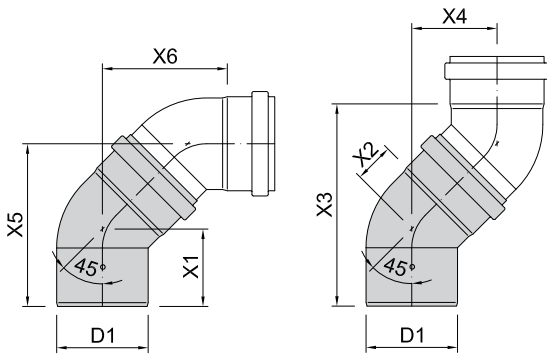


Material: 316 stainless steel, mill finish.

Ring Seal: EPDM x1 fitted.

Product No	D1	X1	X2	X3
AP.SB.87.050	50	102	97	22
AP.SB.87.075	75	128	126	30
AP.SB.87.110	110	173	160	46
AP.SB.87.160	160	229	224	75

■ **Bend 45° Socket - Spigot**



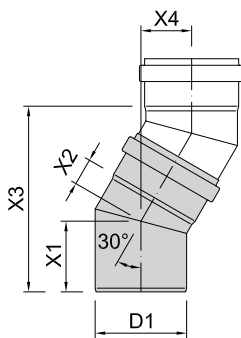
Double bend arrangements shown for offset dimensions only - each bend sold separately.

Material: 316 stainless steel, mill finish.

Ring Seal: EPDM x1 fitted.

Product No	D1	X1	X2	X3	X4	X5	X6
AP.B.45.050	50	62	24	157	68	130	95
AP.B.45.075	75	76	32	197	83	159	121
AP.B.45.110	110	93	42	243	103	195	150
AP.B.45.160	160	131	55	331	138	269	200
AP.B.45.200	200	152	60	380	156	308	228
AP.B.45.250	250	177	76	438	185	362	273
AP.B.45.315	315	199	91	502	212	411	317

■ **Bend 30° Socket - Spigot**



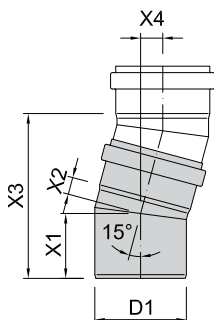
Double bend arrangements shown for offset dimensions only - each bend sold separately.

Material: 316 stainless steel, mill finish.

Ring Seal: EPDM x1 fitted.

Product No	D1	X1	X2	X3	X4
AP.B.30.050	50	57	16	138	37
AP.B.30.075	75	71	21	172	45
AP.B.30.110	110	85	27	223	61
AP.B.30.160	160	110	40	278	73
AP.B.30.200	200	137	45	336	89
AP.B.30.250	250	153	58	413	110
AP.B.30.315	315	172	68	448	121

■ **Bend 15° Socket - Spigot**



Double bend arrangements shown for offset dimensions only - each bend sold separately.

Material: 316 stainless steel, mill finish.

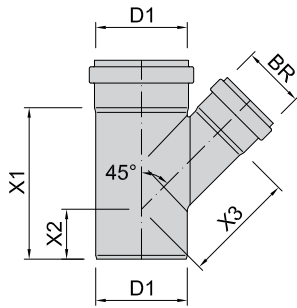
Ring Seal: EPDM x1 fitted.

Product No	D1	X1	X2	X3	X4
AP.B.15.050	50	54	12	134	18
AP.B.15.075	75	66	16	162	21
AP.B.15.110	110	78	15	198	26
AP.B.15.160	160	99	29	250	32
AP.B.15.200	200	123	31	300	38
AP.B.15.250	250	136	40	366	48
AP.B.15.315	315	151	46	388	51



Single Junction 45°

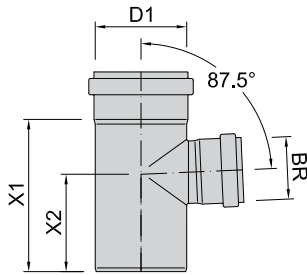
Material: 316 stainless steel, mill finish.
Ring Seal: EPDM x2 fitted.



Product No	D1	BR	X1	X2	X3
AP.SJ.45.050	50	50	128	57	76
AP.SJ.45.075	75	75	179	74	110
AP.SJ.45.110	110	110	233	88	149
AP.SJ.45.160	160	160	332	119	222
AP.SJ.45.200	200	200	415	151	274
AP.SJ.45.250	250	250	513	172	336
AP.SJ.45.315	315	315	616	195	521
AP.RJ.45.075.050	75	50	144	56	94
AP.RJ.45.110.050	110	50	147	42	119
AP.RJ.45.110.075	110	75	182	60	135
AP.RJ.45.160.110	160	110	332	119	191
AP.RJ.45.200.160	200	160	359	123	250
AP.RJ.45.250.200	250	200	429	175	307
AP.RJ.45.315.250	315	250	518	154	382

Single Junction 87.5°

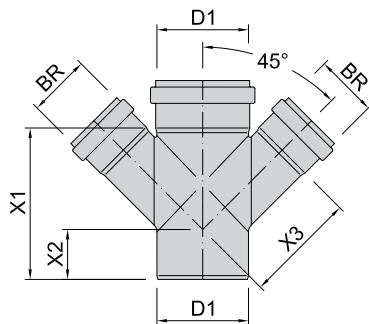
Material: 316 stainless steel, mill finish.
Ring Seal: EPDM x2 fitted.



Product No	D1	BR	X1	X2
AP.SJ.87.050	50	50	106	71
AP.SJ.87.075	75	75	139	90
AP.SJ.87.110	110	110	183	117
AP.SJ.87.160	160	160	288	184
AP.SJ.87.200	200	200	333	206
AP.SJ.87.250	250	250	363	215
AP.SJ.87.315	315	315	476	281
AP.RJ.87.075.050	75	50	139	90
AP.RJ.87.110.050	110	50	183	117
AP.RJ.87.110.075	110	75	183	117
AP.RJ.87.160.110	160	110	288	184
AP.RJ.87.200.160	200	160	293	186
AP.RJ.87.250.200	250	200	349	226
AP.RJ.87.315.250	315	250	411	248

Double Junction 45°

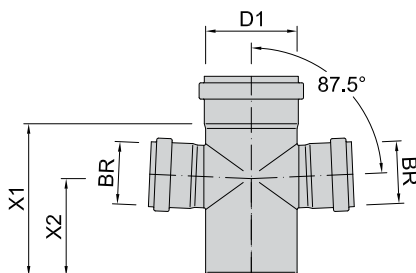
Material: 316 stainless steel, mill finish.
Ring Seal: EPDM x3 fitted.



Product No	D1	BR	X1	X2	X3
AP.DJ.45.050	50	50	128	57	76
AP.DJ.45.075	75	75	179	74	110
AP.DJ.45.110	110	110	233	88	149
AP.DJ.45.160	160	160	332	119	222
AP.DR.J.45.075.050	75	50	144	56	94
AP.DR.J.45.110.050	110	50	147	42	119
AP.DR.J.45.110.075	110	75	182	60	135
AP.DR.J.45.160.110	160	110	332	119	190

Double Junction 87.5°

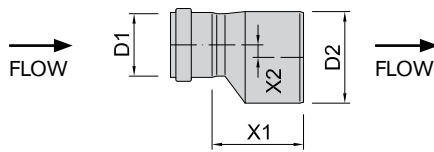
Material: 316 stainless steel, mill finish.
Ring Seal: EPDM x3 fitted.



Product No	D1	BR	X1	X2
AP.DR.J.87.075.050	75	50	139	90
AP.DR.J.87.110.050	110	50	183	117
AP.DR.J.87.110.075	110	75	183	117
AP.DR.J.87.160.110	160	110	288	184

■ Increaser Eccentric Socket - Spigot

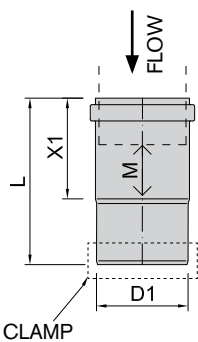
Material: 316 stainless steel, mill finish.
Ring Seal: EPDM x1 fitted (D1).



Product No	D1	D2	X1	X2
AP.IE.050.075	50	75	75	7
AP.IE.050.110	50	110	110	25
AP.IE.075.110	75	110	110	15
AP.IE.110.160	110	160	160	22
AP.IE.160.200	160	200		
AP.IE.200.250	200	250	180	15
AP.IE.250.315	250	315	190	15

■ Expansion Socket Socket - Spigot

Material: 316 stainless steel, mill finish.
Ring Seal: EPDM x1 fitted.



Product No	D1	L	X1	M
AP.ES.110	110	200	121	74
AP.ES.160	160	292	170	110
AP.ES.200	200	350	180	100

Although each socket is designed to allow some linear expansion & contraction, for greater movement (M) use an Expansion Socket with a joint clamp. Thermal expansion & contraction dimensions are available on request.

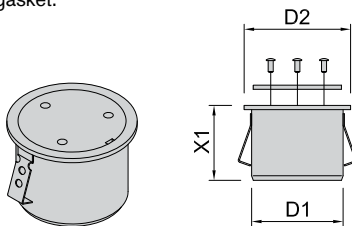
Installing

Ensure the minimum insertion distance is marked on the incoming spigot prior to inserting.

■ Clearout (IP Cover)

Material: 316 stainless steel, polished top finish.
Lid seal: Neoprene gasket.

Polished 316 stainless steel top finish. Allen head screws fitted standard. Security screws are available on request.

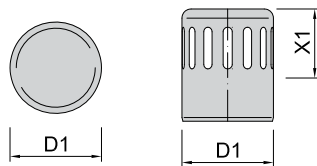


Product No	D1	D2	X1
AP.CO.110	110	128	90
AP.CO.160	160	180	100

■ Vent Cowl

Material: 316 stainless steel, mill finish.

Other diameters available on request. Version for bushfire risk areas available on request.

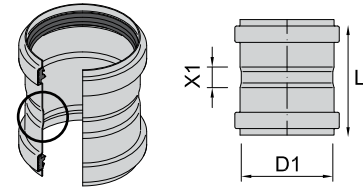


Product No	D1	X1	Slot
AP.VC.050	50	90	5x60
AP.VC.075	75	120	5x60
AP.VC.110	110	83	11x50
AP.VC.160	160	127	10x60

■ Straight Coupling Socket - Socket

Material: 316 stainless steel, mill finish.
Ring Seal: EPDM x2 fitted.

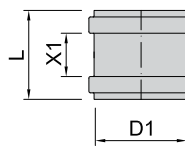
Straight coupling has centre stopper. Recommended vertical use only (to prevent debris catching on the outward lip).



Product No	D1	X1	L
AP.SC.050	50	15	97
AP.SC.075	75	25	118
AP.SC.110	110	25	134
AP.SC.160	160	25	166
AP.SC.200	200	43	203
AP.SC.250	250	68	248
AP.SC.315	315	62	262

■ Repair Coupling Socket - Socket

Material: 316 stainless steel, mill finish.
Ring Seal: EPDM x2 fitted.



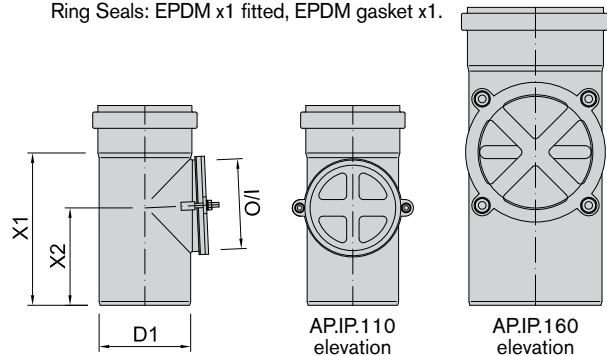
Product No	D1	L
AP.RC.050	50	89
AP.RC.075	75	96
AP.RC.110	110	102
AP.RC.160	160	131
AP.RC.200	200	
AP.RC.250	250	
AP.RC.315	315	

Designed with no centre stopper so the repair coupling can slide entirely over pipe for new fittings to be added and then slid back over the join.

Mark min insertion depth on both spigots to ensure adequate insertion.

■ Access Pipe Socket - Spigot

Material: 316 stainless steel, mill finish.
Ring Seals: EPDM x1 fitted, EPDM gasket x1.

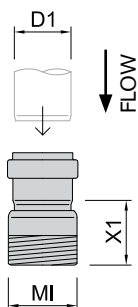
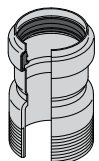


Product No	D1	X1	X2	I/O
AP.IP.075	75	139	90	75
AP.IP.110	110	183	117	110
AP.IP.160	160	288	184	160
AP.IP.200	200	293	186	200



■ **MI (R) Adaptor Socket > MI (R) BSP**

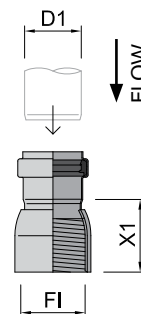
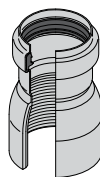
Material: 316 stainless steel, mill finish.
Ring Seal: EPDM x1 fitted.



Product No	D1	MI (R) BSP	X1
AP.MIS.050.032	50	1.1/4"	58
AP.MIS.050.040	50	1.1/2"	58
AP.MIS.050.050	50	2"	58

■ **FI (Rp) Adaptor Socket > FI (Rp) BSP**

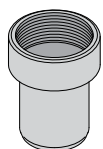
Material: 316 stainless steel, mill finish.
Ring Seal: EPDM x1 fitted.



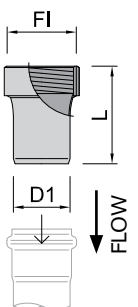
Product No	D1	FI (Rp) BSP	X1
AP.FIS.050.032	50	1.1/4"	58
AP.FIS.050.040	50	1.1/2"	58
AP.FIS.050.050	50	2"	58

■ **FI (Rp) Adaptor FI (Rp) BSP > Spigot**

Material: 316 stainless steel, mill finish.



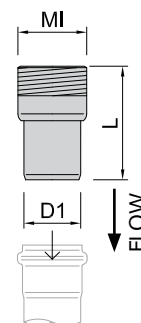
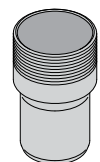
Commonly used for Plug & Waste sink connections.
Can be used with a P-Trap or S-Trap (sold separately).



Product No	D1	FI (Rp) BSP	L
AP.FI.050.032	50	1.1/4"	72
AP.FI.050.040	50	1.1/2"	75
AP.FI.050.050	50	2"	80

■ **MI (R) Adaptor MI (R) BSP > Spigot**

Material: 316 stainless steel, mill finish.



Product No	D1	MI (R) BSP	L
AP.MI.050.032	50	1.1/4"	100
AP.MI.050.040	50	1.1/2"	100
AP.MI.050.050	50	2"	100

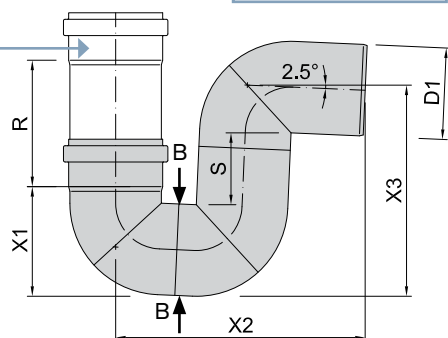
■ **P-Trap Socket - Spigot**

Material: 316 stainless steel, mill finish.
Ring Seal: EPDM x1 fitted.

Polished finish is available on request for exposed installations.

Riser Note:
A small vertical length may be required.
Riser length sold separately.

Support the P-Trap at the "B" arrow locations for suspended installations.



Product No	D1	X1	X2	X3	Flow max
AP.PT.050	50	68	187	149	0.7-1.7 L/sec
AP.PT.075	75	94	232	193	2.5-3.7 L/sec
AP.PT.110	110	132	300	254	3.4-10.4 L/sec
AP.PT.160	160	190	403	347	7.5-28.15 L/sec

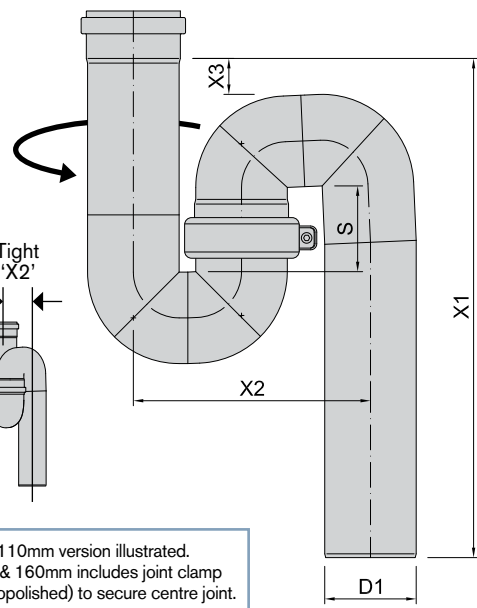
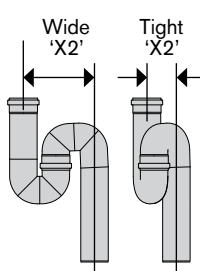
Larger diameters are available on request.

Flow: Volume (L) - Flow 20mm head.

■ **S-Trap Swivel Socket - Spigot**

Material: 316 stainless steel, electro-polished finish.
Ring Seals: EPDM fitted (50mm & 75mm x4, 110mm x2).

S-Trap swivel design allows rotation for a smaller offset distance...



110mm version illustrated.
110 & 160mm includes joint clamp (electropolished) to secure centre joint.

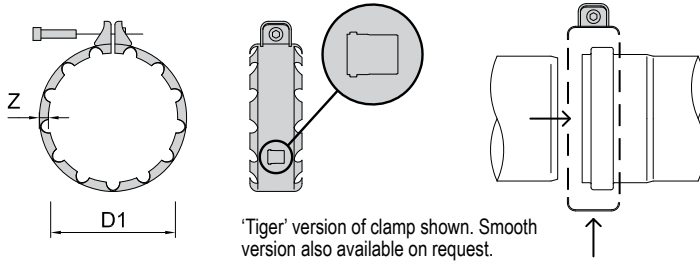
Product No	D1	X1	X2	X3	Flow max
AP.ST.050	50	660	80-215	45	0.7-1.7 L/sec
AP.ST.075	75	665	116-270	12	2.5-3.7 L/sec
AP.ST.110	110	600	135-280	43	3.4-10.4 L/sec

Larger diameters are available on request.

Flow: Volume (L) - Flow 20mm head.

Socket Joint Clamp

Material: 316 stainless steel, mill finish.



'Tiger' version of clamp shown. Smooth version also available on request.

Socket Clamps are only needed where possible pressures or force on a joint could dislodge the spigot from the socket.

Joints without a clamp are rated up to positive 0.5 bar pressure. Fitting a clamp will increase this rating as listed.

Installing?

Fit the Socket Clamp over the bump of the socket (as shown dashed above) noting the correct direction...

- Small lip edge (fit over the socket),
- Large lip edge (fit over the spigot).

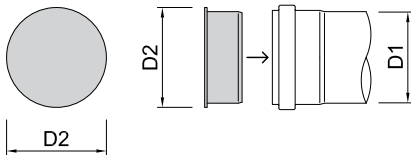
Pipe length shown for clarity, not included.

Product No	D1	Working Pressures (bar)	
		Without Clamp	With Clamp
AP.SCL.050	50	-0.8 to 0.5	-0.8 to 2.0
AP.SCL.075	75	-0.8 to 0.5	-0.8 to 2.0
AP.SCL.110	110	-0.8 to 0.5	-0.8 to 2.0
AP.SCL.160	160	-0.8 to 0.5	-0.8 to 1.0
AP.SCL.200	200	-0.8 to 0.5	-0.8 to 1.0
AP.SCL.250	250	-0.8 to 0.5	-0.8 to 1.0
AP.SCL.315	315	-0.8 to 0.5	-0.8 to 1.0

1 bar = 100kPa

Socket Plug (Push-In)

Material: 316 stainless steel, mill finish.



Installing?

- Leave the ring seal in the pipe socket.
- Fully insert the plug into the socket.

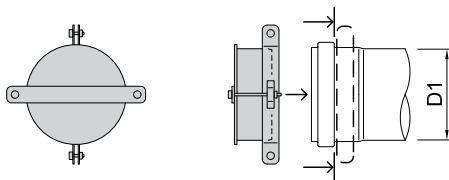
If Socket Plug requires to be secured in place, refer to Socket Plug with Clamp as an alternative product.

Pipe length shown for clarity, not included.

Product No	D1	D2
AP.SP.050	50	58
AP.SP.075	75	85
AP.SP.110	110	120
AP.SP.160	160	170
AP.SP.200	200	210
AP.SP.250	250	260
AP.SP.315	315	325

Socket Plug with Clamp

Material: 316 stainless steel, mill finish.



Installing?

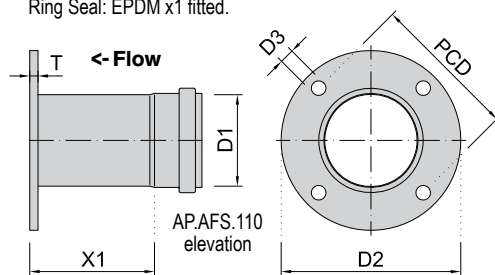
- Leave the ring seal in the pipe socket.
- Fully insert the plug into the pipe socket.
- Position the clamp behind the socket bump, as shown dashed.
- Tighten nuts x4 to secure

Pipe length shown for clarity, not included.

Product No	D1
AP.SPC.050	50
AP.SPC.075	75
AP.SPC.110	110
AP.SPC.160	160
AP.SPC.200	200
AP.SPC.250	250
AP.SPC.315	315

Adaptor Flange - Socket

Material: 316 stainless steel, mill finish.
Ring Seal: EPDM x1 fitted.



Other flange types and diameters on request.

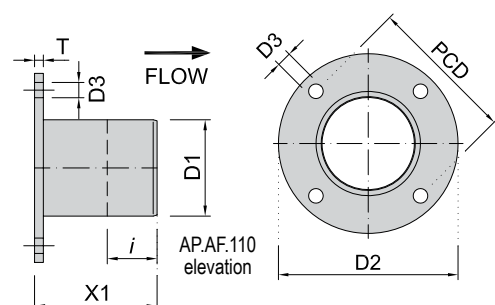
We manufacture Adaptor Flanges to suit the flange type and pipe length you require.

Product No	D1	Table	X1	T _{min}	D2	PCD	D3 x qty
AP.AFS.050	50	E	34	10	150	114	18Ø x4
AP.AFS.075	75	E	34	11	185	146	18Ø x4
AP.AFS.110	110	E	34	13	215	178	18Ø x8
AP.AFS.160	160	E	42	17	280	235	22Ø x8

Confirm flange type at time of ordering.
Flange table dimensions are in accordance with AS 2129.

Adaptor Flange - Spigot

Material: 316 stainless steel, mill finish.



Other flange types and diameters on request.

We manufacture Adaptor Flanges to suit the flange type and pipe length you require.

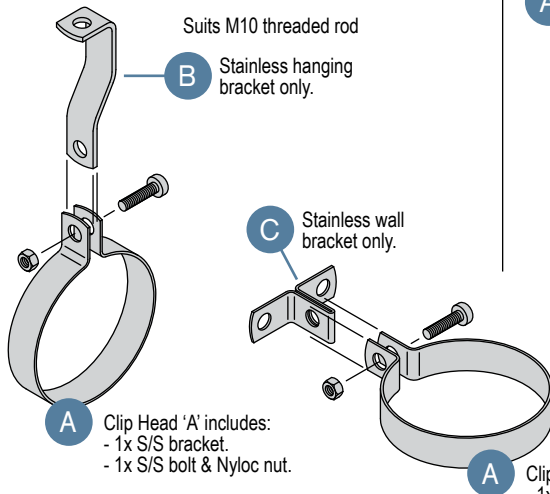
Product No	D1	Table	X1	T _{min}	D2	PCD	D3 x qty
AP.AF.050	50	E	140	10	150	114	18Ø x4
AP.AF.075	75	E	140	11	185	146	18Ø x4
AP.AF.110	110	E	140	13	215	178	18Ø x8
AP.AF.160	160	E	240	17	280	235	22Ø x8

Confirm flange type at time of ordering.
Flange table dimensions are in accordance with AS 2129.



Stainless Steel Brackets

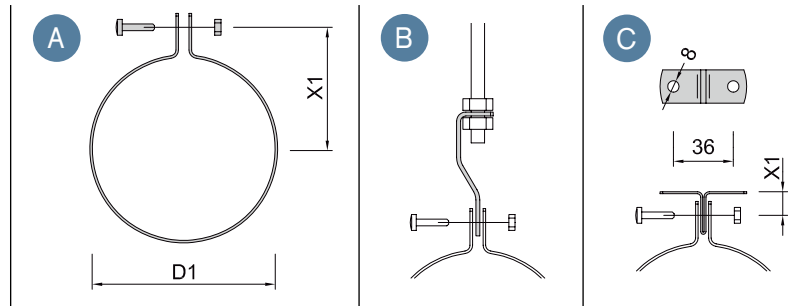
Material: 316 stainless steel, mill finish.



Installing?

Do not fit the bracket to the socket part of the stainless pipe.

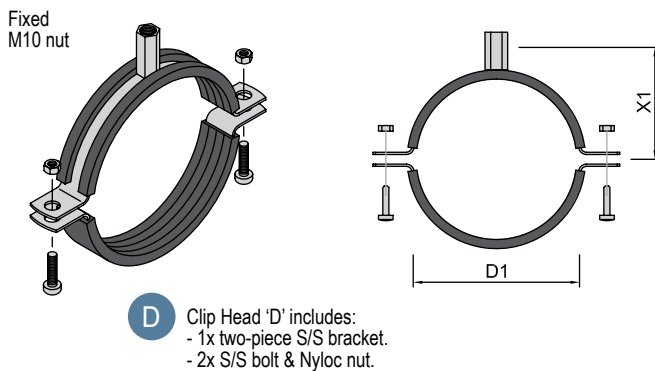
Separate stainless from other metals using rubber or inert liners.



Product No	Image	D1	X1	Thk
AP.CH.050	A	50	39	1.5
AP.CH.075	A	75	59	1.5
AP.CH.110	A	110	82	1.5
AP.CH.160	A	160	102	1.5
AP.CH.200	A	200	114	1.5
AP.CH.250	A	250	139	1.5
316.SB1	B	-	-	-
316.SB4	C	-	12-22	-

Stainless Steel Rubber Lined Brackets

Material: 316 stainless steel, mill finish. EPDM rubber lining.



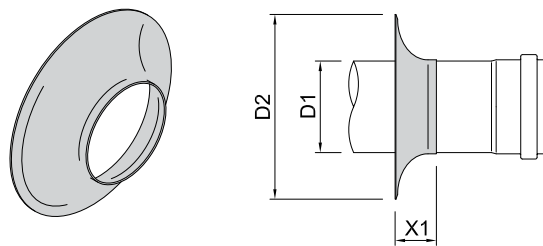
Installing?

Do not fit the bracket to the socket part of the stainless pipe.

Product No	Image	D1	X1	Thk
316.PC.050	D	50	45	1.5
316.PC.075	D	75	58	1.5
316.PC.108	D	110	75	1.5
316.PC.160	D	160	100	1.5
316.PC.200	D	200	120	1.5
316.PC.250	D	250	145	1.5
316.PC.315	D	315	178	1.5

Cover Flange (Escutcheon Plate)

Material: 316 stainless steel, spun finish.

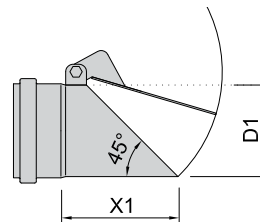


Product No	D1	D2	X1
AP.CF.050	50	160	51
AP.CF.075	75	185	51
AP.CF.110	110	221	51
AP.CF.160	160	270	51

Pipe length shown for clarity, not included.

Vermin Flap Socket - Outlet

Material: 316 stainless steel, satin finish. Ring Seal: EPDM x1 fitted.



Swinging door prevents the ingress of vermin.

Installing?

Install horizontally with the hinge tab at the top.

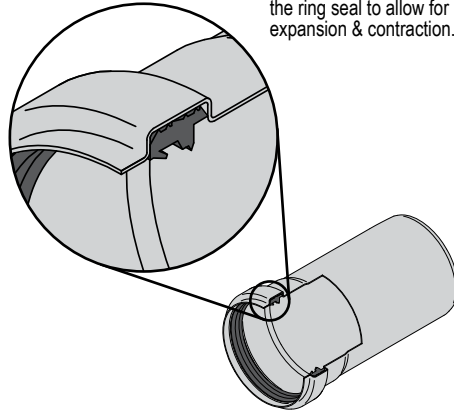
Product No	D1	X1
AP.VFS.050	50	75
AP.VFS.075	75	100
AP.VFS.110	110	135
AP.VFS.160	160	185

Ring Seals

Within the socket of each fitting and pipe length, an EPDM rubber ring seal is supplied fitted as standard.

Note the orientation the ring seal is inserted into the socket - double seals facing into the socket, refer adjacent image...

For ring seal suitability with chemicals and other applications, please contact us for assessment.

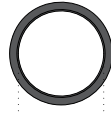
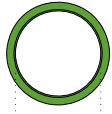


Note the direction of the ring seal to allow for expansion & contraction.

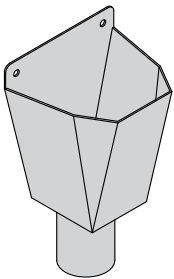
Refer to our Technical Data Sheets for ring seal suitability and resistance.

EPDM = Ethylene Propylene Diene Monomer

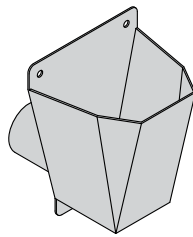
FPM = Fluoroelastomer is a material similar to Viton rubber.

Type:	Supplied Standard	Optional extra
		EPDM Standard
		
	D1	D1
	Black -50 to +100°C	Green -20 to +200°C
D1	Product No	Product No
50	AP.EPDM.050	AP.FPM.050
75	AP.EPDM.075	AP.FPM.075
110	AP.EPDM.110	AP.FPM.110
160	AP.EPDM.160	AP.FPM.160
200	AP.EPDM.200	AP.FPM.200
250	AP.EPDM.250	AP.FPM.250
315	AP.EPDM.315	AP.FPM.315

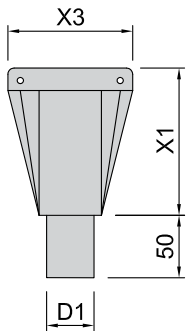
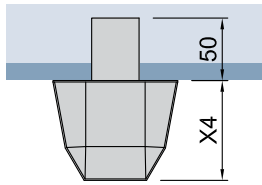
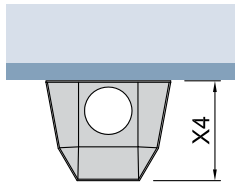
Tundish - Wall Mounted & In-Wall



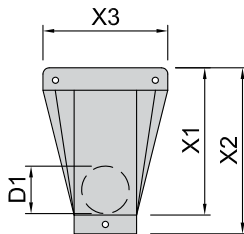
A Wall Mounted Vertical Outlet
Material: 304 stainless steel, satin finish.



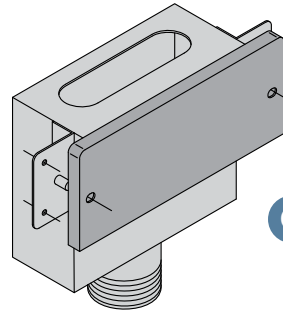
B Wall Mounted Horizontal Outlet
Material: 304 stainless steel, satin finish.



Use a Copper-PVC adaptor to connect to spigot end.



Use a Copper-PVC adaptor to connect to spigot end.



C In-Wall (Ventilated) Vertical Outlet
Finish: Polished cover panel.
Material: 304 stainless steel.
Includes:
2x screws to affix cover.

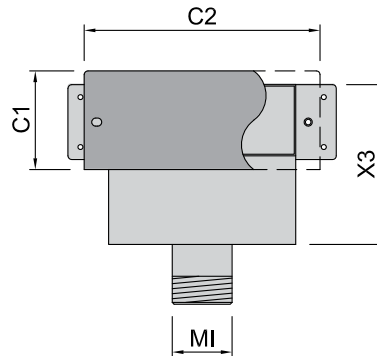
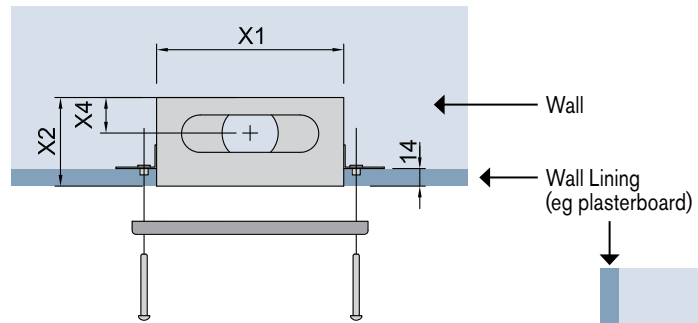


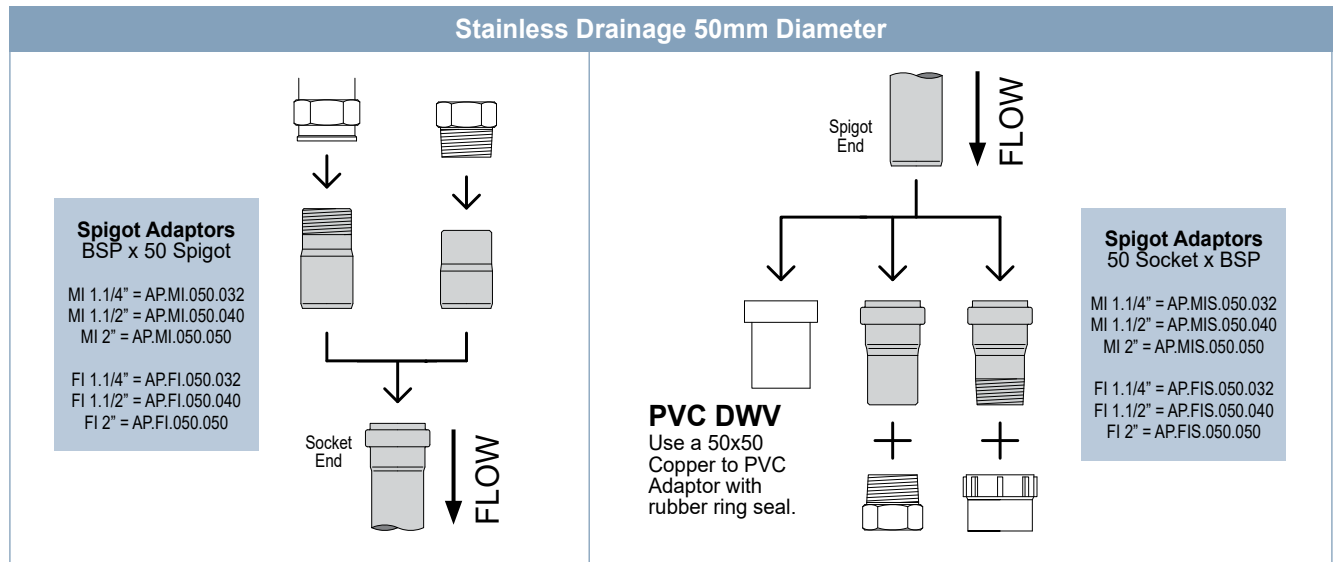
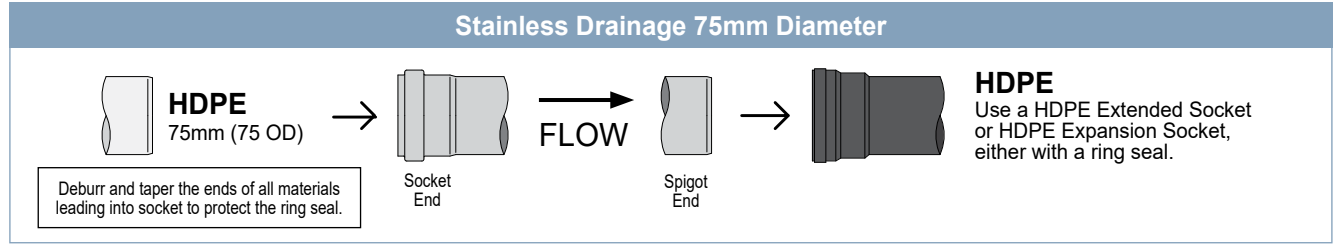
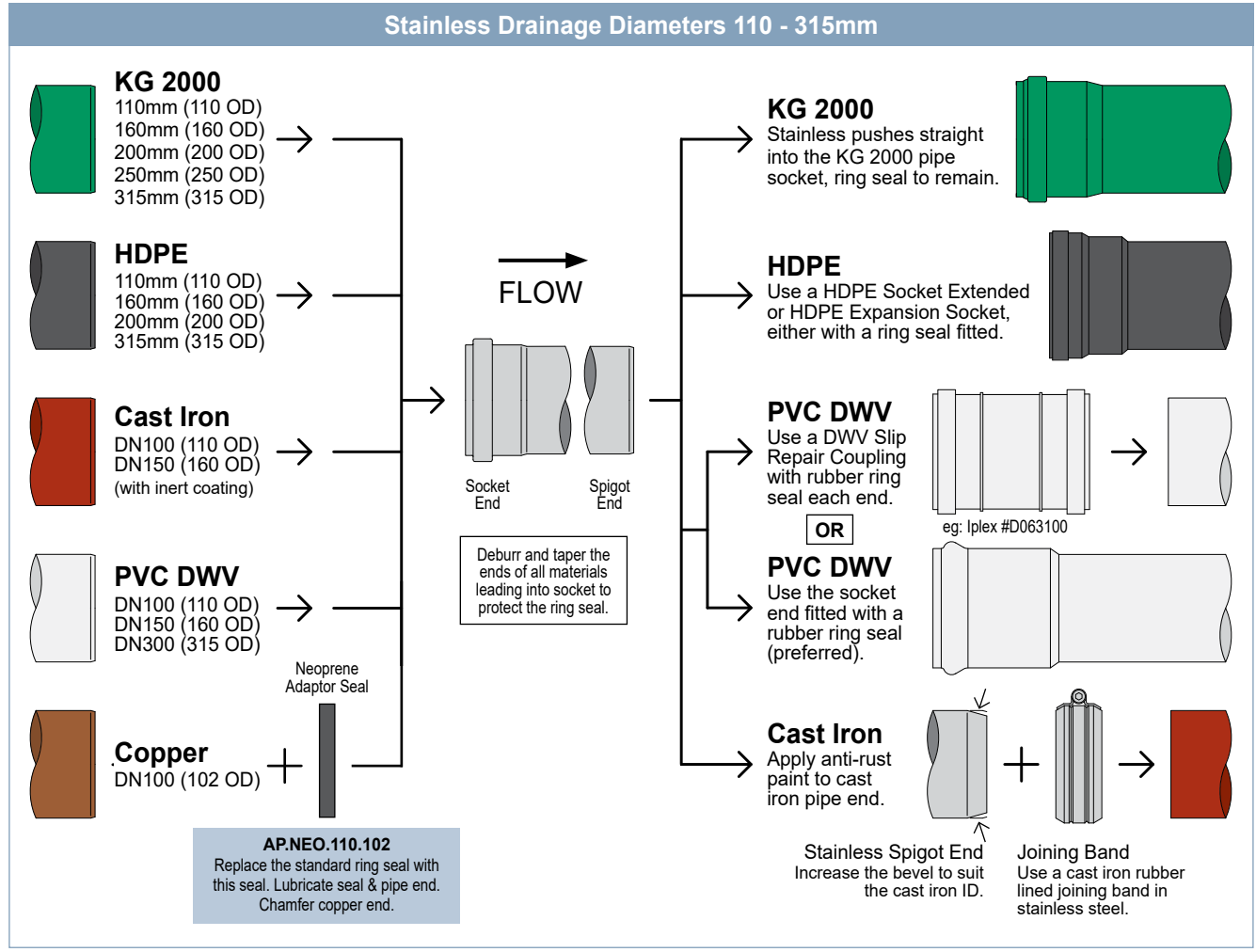
Image	Product No	D1/MI	X1	X2	X3	X4	C1	C2
A	WMT-5-BTM	38	120	-	100	80	-	-
B	WMT-5-BACK	38	120	135	100	80	-	-
C	TUN.INWL.AUS	1.1/2"	150	71	128	25	79	189



Joining Stainless Drainage To & From Other Materials

Confirm the materials are compatible with stainless steel and the rubber ring seal is lubricated (not with oil). **Remember to observe the flow rule when installing.** All items sold separately. Confirm with manufacturer suitability of non-AusPress products.

This is a guide only!
Read with the technical section and contact us for more information.



Tech Data Sheet: AusPress Stainless Drainage



High Load Rating



High Temp Suitable



Diameters 50 to 315mm

	AusPress Stainless Drainage Push-Fit Pipe & Fittings	AusPress Stainless Floor Gully Floor Waste Gully System	AusPress Stainless Channels Linear Trench Drainage																
Product Description:	A push together pipe and fitting system installed easily and quickly with the socket ends pre-fitted with a rubber ring seal.	A drain bowl system designed specifically for hygiene sensitive areas with interchangeable components to suit the application.	Linear drainage trough manufactured in Australia to your project requirements with high hygiene, flow and load ratings.																
Applications:	Where hygiene and high performance is critical. Traditionally stainless is used in food (meat) & beverage processing with the benefits of our systems now extending to pharmaceutical, laboratories, laundry & aged care, medical & hospital, defence, corrections, education facilities, heavy industrial and mining sectors.																		
	<ul style="list-style-type: none"> Trade waste & sewer. Contaminated wastes (eg PC3). Fuels & oils. Chemical lines. Stormwater & downpipes. Rising main, vacuum & siphonic. 	<ul style="list-style-type: none"> Equipment washdown areas. Chiller & freezer rooms. Truck and loading bay areas. High flow water processing. Bowl tops for concrete, tiled epoxy of vinyl sheet floors. 	<ul style="list-style-type: none"> Equipment washdown areas. Chiller & freezer rooms. Pharmaceutical laboratories. Commercial kitchen & deli areas. Truck and loading bay areas. High flow water processing. 																
Key Features:	<ul style="list-style-type: none"> High temperature suitable. Lightweight for suspended or in-ground installation. Double lip ring seal standard. Stocked in Australia. Fire resistant design. Chemical resistant[‡]. Adapts to other systems. Full range of fittings available. 	<ul style="list-style-type: none"> One-piece hygienic design. Self-draining internal surfaces. High load rated hygienic edging. Extra deep filter basket option. High load rated grates. Connects to common drainage materials incl HDPE & KG2000. Stocked in Australia. Removable water seal option. 	<ul style="list-style-type: none"> Hygienic and strong epoxy edge infill standard. Fall to outlet standard. No lap single piece design. Extra deep filter basket option. High load rated grates. Levelling angles standard. Connects to common drainage materials incl HDPE & KG2000. 																
Standard Sizes:	<table border="1"> <thead> <tr> <th>Diameter OD</th> <th>Wall</th> </tr> </thead> <tbody> <tr> <td>50mm</td> <td>1.0mm</td> </tr> <tr> <td>75mm</td> <td>1.0mm</td> </tr> <tr> <td>110mm</td> <td>1.0mm</td> </tr> <tr> <td>160mm</td> <td>1.25mm</td> </tr> <tr> <td>200mm</td> <td>1.5mm</td> </tr> <tr> <td>250mm</td> <td>1.5mm</td> </tr> <tr> <td>315mm</td> <td>2.0mm</td> </tr> </tbody> </table> <p>Pipe lengths supplied in pre-cut M-F lengths, from 150mm to 5m.</p>	Diameter OD	Wall	50mm	1.0mm	75mm	1.0mm	110mm	1.0mm	160mm	1.25mm	200mm	1.5mm	250mm	1.5mm	315mm	2.0mm	<ul style="list-style-type: none"> Drain bowl tops available in square or round tops, polished. 200, 300 or XL 400 and 600 sizes, For concrete, tiled, epoxy and vinyl sheet flooring. Standard or low height models. Outlets: Vertical or horizontal, 110 or 160mm. Inlets: Available on request. 	<ul style="list-style-type: none"> Hygiene focus channel types include HygieneMAX, Vee, Slot and Half-Round. Width: Standard 150, 200, 300, 400mm. Lengths: Any, made to project requirement. Over 6m supplied in sections with gasket sealed bolted joints. Outlets: 1 or multiple, vertical or horizontal, 110 or 160mm OD.
Diameter OD	Wall																		
50mm	1.0mm																		
75mm	1.0mm																		
110mm	1.0mm																		
160mm	1.25mm																		
200mm	1.5mm																		
250mm	1.5mm																		
315mm	2.0mm																		
Material Specs:	<ul style="list-style-type: none"> Stainless steel, grade 316L. Mill finish standard, other finishes available on request. Chemically pickled and passivated standard. Longitudinally TIG welded. Low thermal expansion. Ring seal pre-fitted socket end. <p>Ring Seal Options:</p> <ul style="list-style-type: none"> EPDM (black) standard. FPM (green) on request. 	<ul style="list-style-type: none"> Stainless steel, grade 316L. Chemically pickled and passivated standard. TIG welded. Epoxy edge infill (square tops). <p>Removable Components:</p> <ul style="list-style-type: none"> Grate – various designs for flow and load ratings. Filter Basket (3mm mesh). Removable Foul Air Trap (FAT) (WM compliant). 	<ul style="list-style-type: none"> Stainless steel, 316 or 304. Polished top surface. Epoxy edge infill (option). FKM gasket flange joint where channels greater 6.0m in length. <p>Removable Components:</p> <ul style="list-style-type: none"> Grate – various designs for flow and load ratings. Filter Basket (3mm mesh). Removable Foul Air Trap (FAT) (WM compliant). 																
System Standards & Approvals:	AusPress operates to an externally audited ISO 9001 & ISO 45001 system. HACCP Certification for all AusPress Stainless Drainage products items to zone class “SSZ”. WaterMark Approved for stainless pipes and fittings, and floor drain gullies, and channel components.																		
Country of Manufacture:	Czech Republic & Australia. Australian content includes manufacturing of channel bases, channel & floor gully components and custom manufactured items.																		
Warranty & Lifecycle	25 year product guarantee, 50+ year design life. Manufacturer plus Australia based technical support. Refer to our Tech Note TN.16 for more information. Stainless is a closed loop material; recycle and reuse.																		

AusPress developed hygiene & high flow drainage systems in partnership with ACO for Australian conditions.

